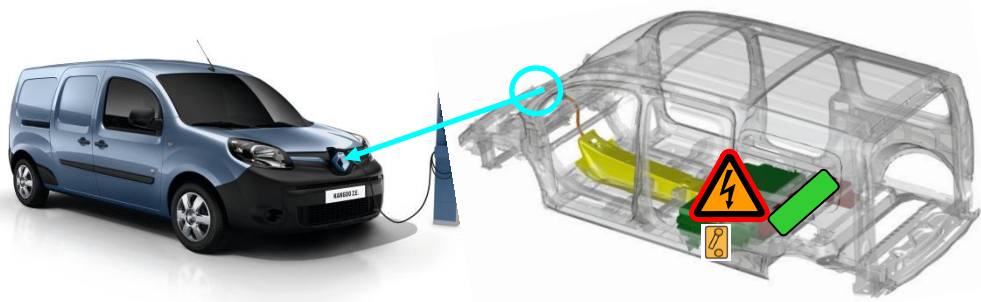
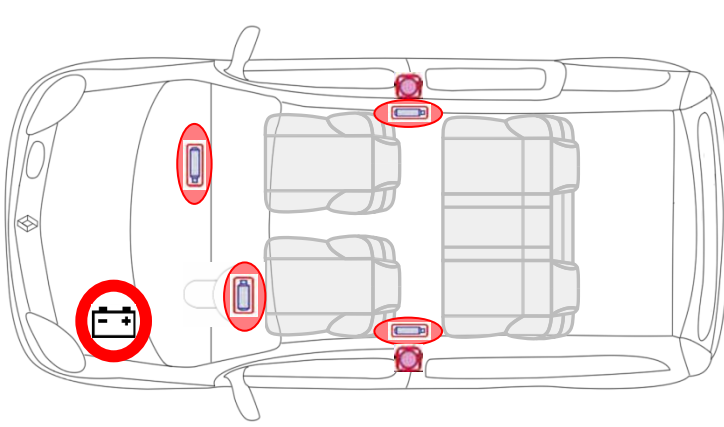
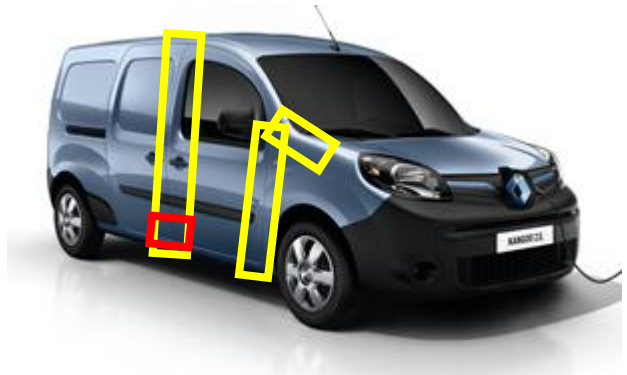













Kangoo Z.E.phase 2

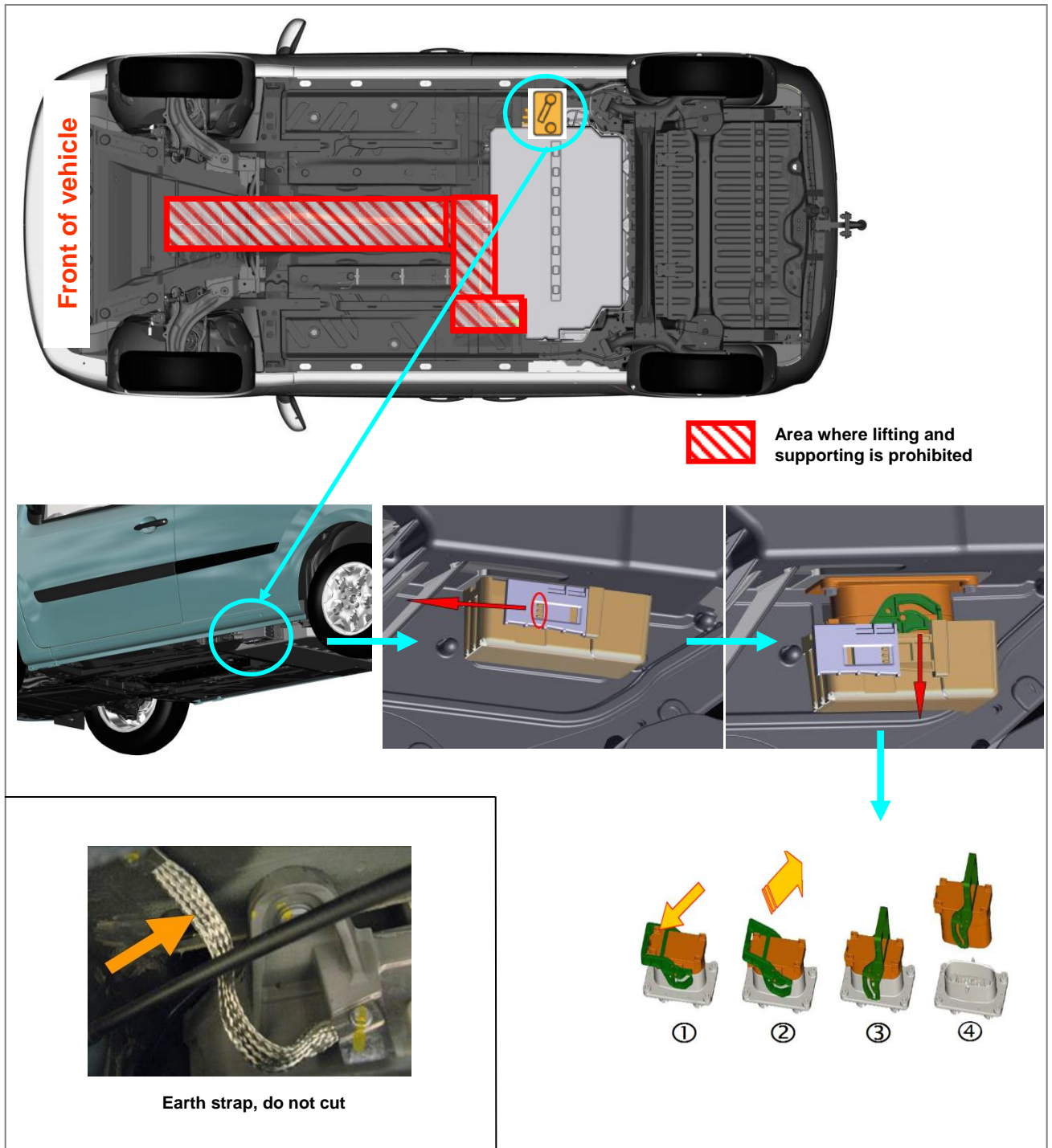
	Main power	Stop & Start	Electric hybrid
Diesel			
Petrol			
Electric	Lithium-Ion		



Key

	Unsafe area		Pyrotechnic cartridges		Fuel tank		High voltage circuit
	Danger area		Airbag		Low voltage battery attachment		Service Plug (high voltage cut off)
	Shaded colour = Specific danger relating power (see above chart)		Low voltage battery feeding the pyrotechnics		High voltage battery		

Marque	Modèle	Phase	Année de lancement	Référence interne	Date création	Date mise à jour	N° de version
Renault	Kangoo Z.E.ph 2	1	2013	RSE-FAD-X61-ph2-2013-v1	10/07/2013		1



Comments



✓ **2-seater or 5-seater vehicle**

✓ **Bonnet opening control located at the bottom left of drivers' side**

✓ **400V Lithium-ion battery**

✓ **The wearing of personal protection equipment is mandatory whilst work is being carried out.**

✓ **Do not touch or cut the orange coloured 400V cables**

✓ **NEVER cut off the traction battery**

✓ **Refer to ERG for rendering the vehicle safe**

Marque	Modèle	Phase	Année de lancement	Référence interne	Date création	Date mise à jour	N° de version
Renault	Kangoo Z.E.ph2	1	2013	RSE-FAD-X61-ph2-2013-v1	10/07/2013		1